



Arab Republic of Egypt
Ministry of Communications
and Information Technology

ICT Indicators in Brief

May 2020 | Monthly Issue



www.mcit.gov.eg
www.egyptictindicators.gov.eg



Mobile Phones



Mobile
Subscription*



Mobile
Penetration*

Million
Subscription

%

93.68

April
2019

94.90

96.42

March
2020

96.01

96.53

April
2020

95.98

0.12

Monthly Growth
Rate %

-0.03

3.04

Annual Growth
Rate %

1.08

Source: Ministry of Communications and Information Technology – National Telecommunication Regulatory Authority



Internet

Unit

April
2019

March
2020

April
2020

Monthly
Change
Rate %

Annual
Change
Rate %

Mobile Internet Users*

Million
Subscription

36.41

40.70

41.06

0.89

12.78

USB Modem Subscription*

Million
Subscription

2.93

2.43

2.37

-2.46

-19.38

International Internet Bandwidth**

Gbps

1889.82

2565.78

2565.78

0.00

35.77

Source: Ministry of Communications and Information Technology – National Telecommunication Regulatory Authority – Telecom Egypt

Unit

2019/2020

Internet Users*

Million Users

48.5

Internet Penetration*

%

55.7

According to results of "ICT access and use by households and individuals survey for 2019/2020".

*estimated

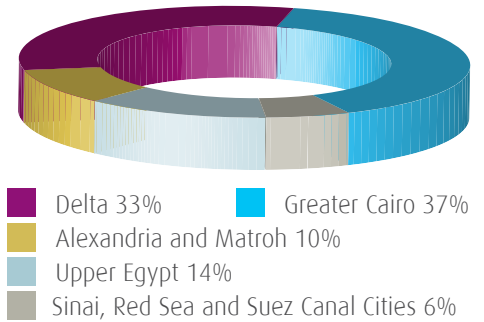
** Jan 2020 Data



ADSL and Mobile Internet Users

	ADSL Subscription	Proportion of Mobile Internet Users of Total Mobile Subscription
Unit	Million Subscription	%
April 2019	6.84	38.86
March 2020	7.53	42.21
April 2020	7.77	42.54
Monthly Change Rate %	3.10	0.32
Annual Change Rate %	13.49	3.67

ADSL Subscriptions Regional Distribution



Source: Ministry of Communications and Information Technology – National Telecommunication Regulatory Authority– Telecom Egypt




Fixed Telephone

	Unit	April 2019	March 2020	April 2020	Monthly Change Rate %	Annual Change Rate %
Local Exchange Capacity	Million Lines	23.11	25.02	25.01	-0.02	8.25
Fixed Lines Subscription	Million Subscription	8.36	9.52	9.53	0.04	13.98
Fixed Lines Penetration	%	7.61	7.72	7.72	0.00	0.11
Number of Local Exchanges	Exchange	1510	1511	1511	0.00	0.07
Number of Local Exchanges in Rural Areas	Exchange	1051	1052	1052	0.00	0.10

Fixed Lines by Type of Subscription

- Government Subscription 2%
- Commercial Subscription 11%
- Residential Subscription 87%



Source: Ministry of Communications and Information Technology – Telecom Egypt

Number of Newly Established ICT Companies and Issued Capital *

	Unit	Activity	April 2019	March 2020	April 2020
Issued Capital of Newly Established ICT Companies during each Month	Million EGP	Communications	101.61	0.10	0.00
		Information Technology	205.98	69.11	2.05
		IT Enabled Services	3.01	30.66	0.05
		Other ICT Companies	0.71	0.00	0.00
Total			311.30	99.87	2.10
Number of Newly Established ICT Companies during each Month	Companies	Communications	6	1	0
		Information Technology	119	52	10
		IT Enabled Services	18	31	1
		Other ICT Companies	5	0	0
Total			148	84	11

* Most of the newly established ICT Companies are small and micro enterprises

Source: Ministry of Investment – General Authority for Free Zones and Investment

Egypt's Stock Exchange Telecommunications Index ❄

Unit	Point
April 2019	963
March 2020	745
April 2020	780
Monthly Change Rate %	35
Annual Change Rate %	-183

The IT, Media and Communication Services Index includes five companies: Raya Contact Center, Fawry for Banking Technology and Electronic Payment, Egyptian Satellites (NileSat), Egyptian Media Production City and Telecom Egypt.

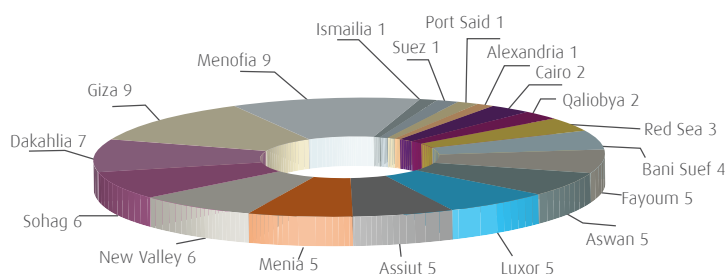


IT Clubs

In line with the strategy of the Ministry of Communications and Information Technology (MCIT) to promote effectively and sustainably the IT role in the community development, MCIT launched the "IT Clubs" project. The total number of IT Clubs in Egypt reached 77.

Source: Ministry of Communications and Information Technology
Egypt ICT Trust Fund
IT Clubs Department

Regional Distribution of Telecenters



Postal Services

Number of Post Offices



Unit	Office
April 2019	3979
March 2020	3986
April 2020	3986
Monthly Change Rate %	0.00
Annual Change Rate %	0.23

Average Number of People Served by each Post Office

Number of Pensions Distributed through Post Offices

Number of Instant Postal Financial Transfers

Unit	Thousand Inhabitants	Million	Thousand Transfers
April 2019	24.81	1.70	1835
March 2020	25.19	5.39	1736
April 2020	25.23	5.25	1442
Monthly Change Rate %	0.15	-2.60	-16.94
Annual Change Rate %	1.70	-3.49	-21.42

Source: Ministry of Communications and Information Technology – Egypt Post